



HI USER, I AM SO HAPPY THAT YOU DOWNLOADED THIS PACK FROM MY WEBSITE.

LET ME GIVE YOU SOME INFORMATION ON WHAT TO DO TO LOAD RIGS AND IRS INTO YOUR HEADRUSH PEDALBOARD OR GIGBOARD.

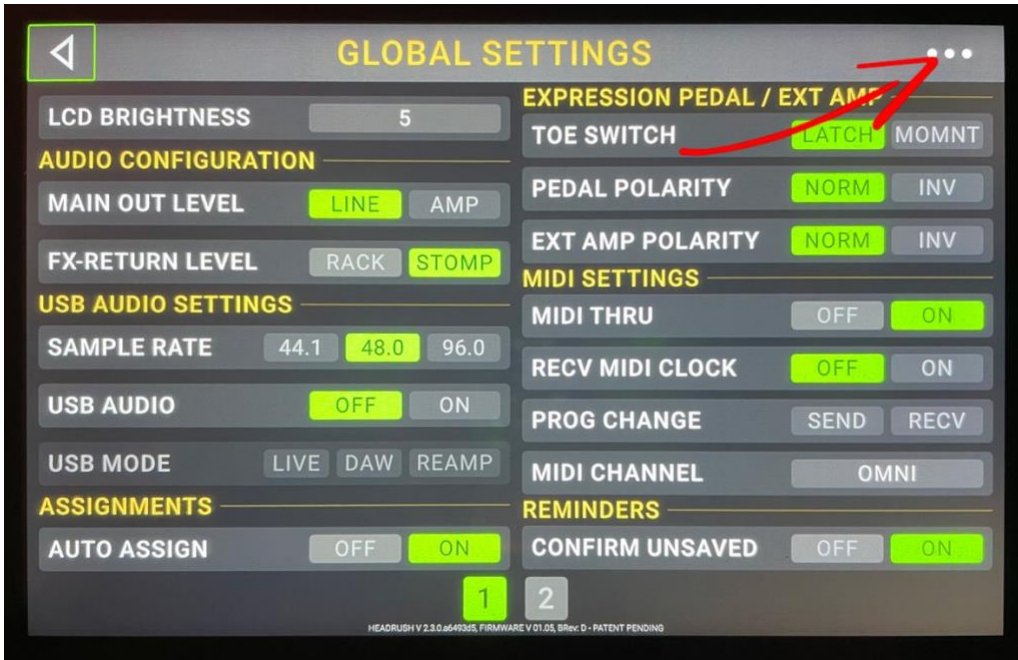
CLICK THE 3 DOTS ON THE TOP RIGHT



AND THEN GLOBAL SETTINGS.



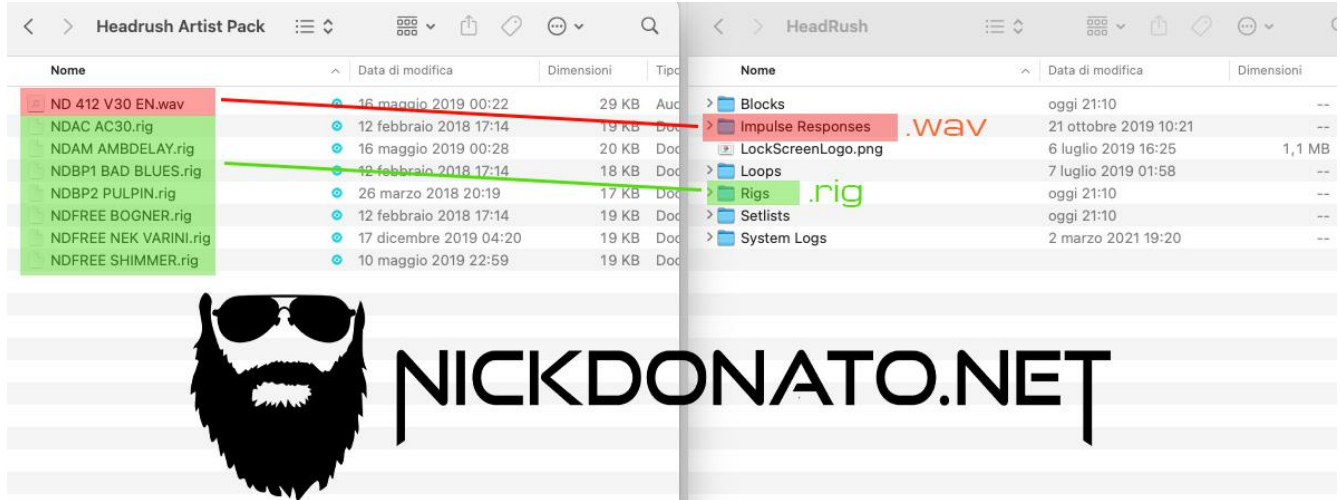
NOW CLICK AGAIN ON THE 3 DOTS AT THE TOP RIGHT.



FOLLOWED BY USB TRANSFER.



THE HEADRUSH FOLDER WILL APPEAR AND INSIDE IT THE FOLDERS WE ARE INTERESTED IN. THE IMPULSE RESPONSE, THE FILES WITH THE .WAV EXTENSION, MUST BE LOADED IN THE HEADRUSH "IMPULSE RESPONSE" FOLDER. FILES WITH THE .RIG EXTENSION, THE ACTUAL SOUNDS, MUST BE PLACED IN THE "RIGS" FOLDER.



NOW CLICK THE SYNC BUTTON ON THE PEDALBOARD OR GIGBOARD. HAVE FUN!!!



IF YOU LIKED THIS PACK, GO TO THE SITE: WWW.NICKDIDONATO.NET WHERE YOU WILL FIND LOTS OF PATCHES AND PACKS TO DOWNLOAD AND INSERT ON YOUR PEDALBOARD OR GIGBOARD. SEE YOU SOON!

IF YOU LIKED MY WORK, FOLLOW ME ON SOCIAL CHANNELS

YOUTUBE: WWW.YOUTUBE.COM/NICKDIDONATONET

FACEBOOK: WWW.FACEBOOK.COM/NICKDIDONATONET

INSTAGRAM: WWW.INSTAGRAM.COM/NICK.DI.DONATO